

COPA TRUCK/COPA HB20

COPA HB20

Circuito dos Cristais-CURVELO 3,330 km

Corrida 1


16/11/2024 16:18

Race (25:00 and 1 Laps) started at 15:26:30

Lap	Lap Tm	S1 Tm	S2 Tm	S3 Tm	Lap	Lap Tm	S1 Tm	S2 Tm	S3 Tm
(19) ENZO GIANFRATTI					(93) VASCO PEDRO				
1	2:30.526	51.456	35.189	1:03.881	1	2:27.442	48.265	35.441	1:03.736
2	2:23.355	43.602	38.850	1:00.903	2	2:22.255	43.085	38.667	1:00.503
3	1:59.254	37.061	29.772	52.421	3	2:01.589	37.714	30.622	53.253
4	1:57.900	36.093	29.566	52.241	4	1:58.708	36.338	29.996	52.374
5	1:57.442	35.768	29.460	52.214	5	1:58.442	36.163	29.806	52.473
6	1:57.122	35.567	29.309	52.246	6	1:57.977	35.815	29.571	52.591
7	1:56.957	35.297	29.332	52.328	7	1:57.708	35.418	29.666	52.624
8	1:57.069	35.271	29.352	52.446	8	1:57.636	35.616	29.680	52.340
9	1:57.197	35.243	29.223	52.731	9	1:58.770	35.497	30.056	53.217
10	1:57.324	35.483	29.353	52.488	10	1:58.993	35.391	30.455	53.147
11	1:56.768	35.210	29.262	52.296	11	1:57.720	35.697	29.557	52.466
12	1:56.596	35.197	29.117	52.282	12	1:57.841	35.661	29.720	52.460
13	1:56.706	35.287	29.224	52.195	13	1:57.234	35.341	29.344	52.549
14	1:56.449	34.990	29.117	52.342	14	1:58.292	35.786	29.779	52.727
(81) ADILSON JR					(93) FELIPE MALINOWSKI				
1	2:25.129	45.836	35.341	1:03.952	1	2:32.556	52.364	36.139	1:04.053
2	2:21.177	43.163	38.353	59.661	2	2:23.637	43.430	39.041	1:01.166
3	2:00.532	37.808	29.965	52.759	3	2:25.012	43.430	39.041	1:01.166
4	1:57.201	35.809	29.395	51.997	4	2:00.195	36.902	31.030	52.263
5	1:57.486	35.791	29.332	52.363	5	1:57.300	35.315	29.096	52.889
6	1:58.026	35.564	29.342	53.120	6	1:57.724	35.904	29.725	52.095
7	1:57.401	35.377	29.346	52.678	7	1:57.335	35.158	29.241	52.936
8	1:57.670	35.304	29.256	53.110	8	1:56.466	35.317	28.898	52.251
9	1:57.190	35.273	28.982	52.935	9	1:55.648	35.554	28.638	51.456
10	1:56.874	35.165	29.463	52.246	10	1:55.577	34.927	28.980	51.670
11	1:56.603	35.246	29.300	52.057	11	1:56.652	34.957	29.335	52.360
12	1:56.990	35.310	29.339	52.341	12	1:56.204	34.975	29.146	52.083
13	1:56.814	35.363	29.286	52.165	13	1:55.767	35.031	28.679	52.057
14	1:57.787	35.560	29.657	52.570	14	1:56.276	35.480	28.824	51.972
(99) ENZO FALQUETE					(82) PEDRO GARCIA				
1	2:27.702	48.845	35.260	1:03.597	1	2:24.332	46.952	32.544	1:04.836
2	2:22.831	43.479	38.815	1:00.537	2	2:19.255	41.051	38.323	59.881
3	2:00.945	37.415	30.154	53.376	3	1:58.755	36.337	29.717	52.701
4	1:59.313	36.553	29.910	52.850	4	1:59.175	36.296	29.842	53.037
5	1:58.306	36.183	29.739	52.384	5	1:57.987	35.883	29.527	52.577
6	1:57.658	35.627	29.476	52.555	6	1:57.236	35.545	29.212	52.479
7	1:57.406	35.364	29.642	52.400	7	1:56.291	35.557	28.814	51.920
8	1:57.132	35.453	29.298	52.381	8	1:56.071	35.462	28.917	51.692
9	1:57.235	35.404	29.436	52.395	9	1:57.627	35.232	29.206	53.189
10	1:57.037	35.515	29.202	52.320	10	2:07.599	35.638	29.796	1:02.165
11	1:56.653	35.345	29.173	52.135	11	1:57.214	35.999	28.855	52.360
12	1:56.792	35.333	29.426	52.033	12	1:57.345	35.717	29.012	52.616
13	1:56.683	35.152	29.281	52.250	13	1:59.646	36.841	29.423	53.382
14	1:57.218	35.284	29.259	52.675	14	1:57.520	36.232	29.194	52.094
(86) GABRIEL MOURA					(197) LUIS SENA JR				
1	2:25.922	46.420	34.511	1:04.991	1	2:24.718	46.263	34.354	1:04.101
2	2:18.762	41.515	37.888	59.359	2	2:19.739	42.298	38.169	59.272
3	1:58.158	35.983	29.974	52.201					
4	1:59.072	36.686	29.749	52.637					
5	1:58.162	36.000	30.066	52.096					
6	1:56.897	35.803	29.103	51.991					
7	1:56.849	35.366	29.144	52.339					
8	1:56.463	35.269	29.151	52.043					
9	1:58.831	35.600	29.887	53.344					
10	1:57.111	35.386	29.801	51.924					
11	1:56.221	35.300	28.978	51.943					
12	1:56.110	35.336	28.992	51.782					
13	1:55.769	35.368	28.865	51.536					
14	1:56.167	35.127	29.140	51.900					
(15) BRUNO TESTA									

OBS: Resultados sujeitos a vitorias técnicas e/ou desportivas

Orbits



COPA TRUCK/COPA HB20

COPA HB20

Circuito dos Cristais-CURVELO 3,330 km

Corrida 1


16/11/2024 16:18

Race (25:00 and 1 Laps) started at 15:26:30

Lap	Lap Tm	S1 Tm	S2 Tm	S3 Tm	Lap	Lap Tm	S1 Tm	S2 Tm	S3 Tm
3	2:01.117	37.165	30.678	53.274	5	2:02.310	37.504	31.175	53.631
4	2:02.045	37.161	31.107	53.777	6	2:02.019	36.313	30.518	55.188
5	2:00.274	37.195	30.119	52.960	7	2:01.843	38.672	30.222	52.949
6	1:59.241	36.204	30.126	52.911	8	2:01.151	36.762	30.478	53.911
7	1:58.820	35.939	29.922	52.959	9	2:00.729	37.406	30.107	53.216
8	1:58.570	35.877	29.779	52.914	10	2:00.884	37.354	30.122	53.408
9	1:59.385	36.197	30.433	52.755	11	1:59.447	36.682	29.874	52.891
10	1:59.386	36.661	30.107	52.618	12	2:00.067	37.070	29.708	53.289
11	1:57.885	35.665	29.730	52.490	13	2:00.344	36.785	29.995	53.564
12	1:58.396	35.625	29.666	53.105	14	1:59.452	36.847	29.491	53.114
13	1:57.392	35.485	29.650	52.257	(11) ROGERIO MOTTA				
14	1:58.142	35.586	29.878	52.678	1	2:23.981	46.363	34.806	1:02.812
(808) ALBERTO CATTUCCI					2	2:21.440	43.032	38.115	1:00.293
1	2:31.249	51.620	36.201	1:03.428	3	2:03.400	38.429	30.606	54.365
2	2:25.091	43.952	39.214	1:01.925	4	2:00.720	37.098	30.241	53.381
3	2:00.749	37.871	30.114	52.764	5	2:01.113	36.447	30.314	54.352
4	1:57.286	35.612	29.433	52.241	6	2:00.178	36.608	30.103	53.467
5	1:57.476	35.625	29.388	52.463	7	2:01.593	37.664	30.460	53.469
6	1:57.307	35.567	29.334	52.406	8	2:00.970	36.370	30.135	54.465
7	1:57.512	35.249	29.829	52.434	9	2:00.443	36.944	30.074	53.425
8	1:56.631	35.149	29.294	52.188	10	2:01.154	37.080	30.403	53.671
9	1:57.279	35.212	29.381	52.686	11	1:59.560	36.320	29.761	53.479
10	1:57.336	35.242	29.482	52.612	12	1:59.928	36.587	29.868	53.473
11	1:57.250	35.577	29.226	52.447	13	1:59.876	36.425	29.828	53.623
12	1:56.631	35.217	29.026	52.388	14	2:00.050	36.773	29.775	53.502
13	1:56.910	35.258	29.260	52.392	(23) THALINE CHICOSKI				
14	2:02.290	35.312	29.235	57.743	1	2:24.432	51.018	32.798	1:00.616
(77) BETO CAVALEIRO					2	2:18.443	42.535	36.888	59.020
1	2:24.254	45.968	34.996	1:03.290	3	2:02.918	37.642	31.312	53.964
2	2:21.132	42.956	37.907	1:00.269	4	2:02.014	37.209	31.520	53.285
3	2:02.199	36.807	31.062	54.330	5	2:02.354	37.133	30.870	54.351
4	2:00.609	36.746	30.087	53.776	6	2:01.225	36.602	30.406	54.217
5	2:00.844	36.907	30.188	53.749	7	2:00.073	36.697	30.443	52.933
6	2:01.278	36.178	31.077	54.023	8	1:59.945	36.720	30.080	53.145
7	1:58.981	36.973	29.747	52.261	9	2:00.692	36.582	30.521	53.589
8	1:57.937	35.777	29.627	52.533	10	2:02.007	37.540	30.578	53.889
9	1:58.147	35.613	30.015	52.519	11	2:00.764	36.675	30.168	53.921
10	1:57.755	35.666	29.615	52.474	12	1:59.528	36.382	29.875	53.271
11	1:58.714	35.678	29.793	53.243	13	1:58.656	36.371	29.837	52.448
12	1:57.579	35.595	29.614	52.370	14	1:59.141	36.335	29.959	52.847
13	1:57.484	35.408	29.695	52.381	(20) BRUNO MASSA				
14	1:57.762	35.436	29.594	52.732	1	2:23.620	51.806	33.380	58.434
(7) RODRIGO VIEIRA					2	2:18.539	43.781	34.999	59.759
1	2:24.538	48.231	32.810	1:03.497	3	2:02.889	37.391	31.409	54.089
2	2:18.810	40.881	38.300	59.629	4	2:01.468	36.634	30.928	53.906
3	2:00.017	36.636	29.870	53.511	5	2:02.230	37.066	31.035	54.129
4	1:59.205	36.345	29.822	53.038	6	2:01.099	36.986	30.793	53.320
5	2:00.226	36.281	30.246	53.699	7	2:00.774	36.553	30.696	53.525
6	1:59.858	36.314	30.412	53.132	8	1:59.765	36.274	30.274	53.217
7	1:59.234	36.226	30.319	52.689	9	2:00.138	36.295	30.422	53.421
8	1:58.556	35.943	29.779	52.834	10	2:01.590	37.134	31.329	53.127
9	2:00.849	36.168	32.110	52.571	11	2:00.837	36.780	30.498	53.559
10	1:58.999	36.033	29.898	53.068	12	2:00.053	37.238	29.718	53.097
11	1:58.422	35.618	29.633	53.171	13	1:58.547	36.207	29.746	52.594
12	1:58.320	36.002	29.502	52.816	14	1:59.443	36.289	29.879	53.275
13	1:57.700	35.547	29.486	52.667	(8) LEANDRO PARIZOTTO				
14	1:57.759	35.588	29.254	52.917	1	2:23.945	52.329	33.650	57.966
(147) THIAGO LOPES					2	2:18.068	43.652	34.726	59.690
1	2:24.934	46.557	34.715	1:03.662	3	2:02.916	37.622	31.145	54.149
2	2:21.102	43.157	38.308	59.637	4	2:02.241	36.459	31.282	54.500
3	2:03.166	38.021	30.930	54.215	5	2:01.939	36.854	30.567	54.518
4	2:02.040	37.305	30.153	54.582	6	2:01.057	36.937	30.355	53.765

OBS: Resultados sujeitos a vitórias técnicas e/ou desportivas

Orbits



COPA TRUCK/COPA HB20

COPA HB20

Circuito dos Cristais-CURVELO 3,330 km

Corrida 1

16/11/2024 16:18

Race (25:00 and 1 Laps) started at 15:26:30


Lap	Lap Tm	S1 Tm	S2 Tm	S3 Tm	Lap	Lap Tm	S1 Tm	S2 Tm	S3 Tm
7	2:01.113	36.305	31.769	53.039	9	2:00.708	36.399	30.596	53.713
8	1:59.532	35.984	29.915	53.633	10	2:02.103	37.648	30.473	53.982
9	2:00.294	35.833	30.607	53.854	11	2:00.716	36.414	30.263	54.039
10	2:01.386	36.309	31.521	53.556	12	2:05.903	36.286	30.041	59.576
11	2:00.986	36.322	30.053	54.611	13	1:59.712	36.217	30.487	53.008
12	1:58.769	36.219	29.528	53.022	14	2:00.237	36.035	30.291	53.911
13	2:00.341	36.146	30.581	53.614					
14	1:59.196	35.868	29.715	53.613					
(393) CLAUDIO HARMUCH					(10) WAGNER PONTES				
1	2:24.925	52.722	33.287	58.916	1	2:25.085	54.144	33.011	57.930
2	2:17.121	42.793	34.871	59.457	2	2:17.165	42.688	34.560	59.917
3	2:02.692	37.375	30.800	54.517	3	2:03.605	38.015	31.106	54.484
4	2:01.766	36.728	30.409	54.629	4	2:05.355	37.927	31.711	55.717
5	2:02.668	36.961	30.450	55.257	5	2:05.962	37.611	32.286	56.065
6	2:00.600	36.371	30.061	54.168	6	2:01.124	36.808	30.415	53.901
7	2:01.536	36.234	30.998	54.304	7	2:01.642	37.561	30.552	53.529
8	1:59.584	35.711	29.414	54.459	8	2:00.130	36.512	30.063	53.555
9	2:00.109	36.300	29.814	53.995	9	2:00.605	36.644	30.531	53.430
10	2:00.866	36.954	30.104	53.808	10	2:01.425	37.053	30.607	53.765
11	2:01.180	36.439	29.902	54.839	11	2:00.849	36.585	30.231	54.033
12	2:00.102	36.653	29.643	53.806	12	2:00.005	36.839	30.006	53.160
13	1:59.100	36.348	29.183	53.569	13	1:59.649	36.574	30.050	53.025
14	1:59.045	35.986	29.767	53.292	14	2:00.599	36.459	30.884	53.256
(100) ULI DIAS					(37) RENATA CAMARGO				
1	2:26.779	54.742	34.685	57.352	1	2:24.550	50.190	32.372	1:01.988
2	2:14.185	41.633	34.253	58.299	2	2:18.232	41.016	38.269	58.947
3	2:01.669	36.865	30.764	54.040	3	2:01.440	37.608	31.181	52.651
4	2:04.572	37.885	31.891	54.796	4	2:01.080	37.286	31.000	52.794
5	2:03.959	37.726	31.481	54.752	5	2:01.093	37.511	30.637	52.945
6	1:59.388	36.453	29.988	52.947	6	2:01.424	37.703	30.747	52.974
7	2:00.019	36.940	30.451	52.628	7	2:01.941	37.383	30.229	54.329
8	2:01.934	36.121	29.825	55.988	8	2:02.297	36.550	29.665	56.082
9	1:58.175	36.070	29.643	52.462	9	2:00.294	36.129	30.183	53.982
10	1:58.492	36.122	29.821	52.549	10	2:07.279	42.968	30.918	53.393
11	1:58.762	35.988	30.335	52.439	11	1:59.940	36.629	29.853	53.458
12	1:59.401	35.783	30.222	53.396	12	2:01.062	37.506	29.899	53.657
13	1:59.053	36.237	30.006	52.810	13	1:58.866	36.326	29.790	52.750
14	1:59.570	36.209	30.321	53.040	14	2:16.895	36.319	47.766	52.810
(69) ANDRE PEDROTTI					(111) ERIK MAYRINK				
1	2:23.779	52.168	32.819	58.792	1	2:24.234	49.370	32.192	1:02.672
2	2:18.299	43.555	34.739	1:00.005	2	2:18.417	40.929	38.403	59.085
3	2:02.633	37.228	31.283	54.122	3	2:01.688	37.437	30.521	53.730
4	2:02.686	36.424	31.242	55.020	4	2:01.284	37.358	30.467	53.459
5	2:01.498	36.202	30.534	54.762	5	2:00.980	37.325	30.338	53.317
6	2:01.168	36.309	31.065	53.794	6	2:01.701	37.673	30.458	53.570
7	2:00.325	35.820	30.776	53.729	7	2:02.917	38.285	31.042	53.590
8	2:00.299	36.061	30.561	53.677	8	2:00.600	36.798	30.269	53.533
9	1:59.790	36.129	30.455	53.206	9	2:01.078	36.404	30.429	54.245
10	2:01.850	36.751	31.803	53.296	10	2:15.900	52.444	30.111	53.345
11	2:02.530	36.154	30.594	55.782	11	1:59.585	36.572	29.927	53.086
12	2:00.146	36.758	30.027	53.361	12	2:00.289	36.917	29.953	53.419
13	1:59.505	36.318	29.962	53.225	13	1:59.840	36.470	30.131	53.239
14	2:01.384	36.283	29.825	55.276	14	2:00.387	36.399	30.266	53.722
(16) LEO MARTINS					(3) VALMIR JR				
1	2:24.526	50.892	32.403	1:01.231	1	2:24.865	53.986	33.429	57.450
2	2:18.347	41.889	37.122	59.336	2	2:18.074	42.894	34.677	1:00.503
3	2:02.706	37.370	31.198	54.138	3	2:03.580	37.901	30.959	54.720
4	2:02.495	37.153	30.898	54.444	4	2:04.937	37.992	31.555	55.390
5	2:01.163	36.990	30.587	53.586	5	2:05.780	37.838	32.135	55.807
6	2:00.968	36.857	30.658	53.453	6	2:01.412	36.775	30.801	53.836
7	2:01.070	37.309	30.482	53.279	7	2:01.864	37.731	30.156	53.977
8	2:00.437	36.294	30.299	53.844	8	2:00.852	36.839	30.436	53.577
					9	2:00.895	36.845	30.327	53.723
					10	2:01.297	37.069	30.603	53.625

OBS: Resultados sujeitos a vitórias técnicas e/ou desportivas

Orbits

www.mylaps.com

Licensed to: FASTCRONO



COPA TRUCK/COPA HB20

COPA HB20

Circuito dos Cristais-CURVELO 3,330 km

Corrida 1

16/11/2024 16:18

Race (25:00 and 1 Laps) started at 15:26:30

Lap	Lap Tm	S1 Tm	S2 Tm	S3 Tm	Lap	Lap Tm	S1 Tm	S2 Tm	S3 Tm
11	2:01.295	36.790	30.219	54.286	13	2:01.329	36.253	30.842	54.234
12	2:14.157	48.416	31.399	54.342	14	2:02.674	36.951	31.482	54.241
13	2:02.774	37.352	30.757	54.665					
14	2:04.991	37.597	31.252	56.142					
(88) RAFAEL ABOLIS					(21) MARCUS INDIO				
1	2:24.880	55.309	33.374	56.197	1	2:24.807	46.028	34.828	1:03.951
2	2:17.363	43.238	34.347	59.778	2	2:20.753	42.837	38.170	59.746
3	2:09.550	40.432	32.976	56.142	3	1:59.565	37.035	29.750	52.780
4	2:06.966	38.990	32.354	55.622	4	1:57.763	36.157	29.704	51.902
5	2:05.292	38.312	31.910	55.070	5	1:57.311	35.231	29.365	52.715
6	2:05.134	38.243	31.720	55.171	6	1:56.761	35.316	29.372	52.073
7	2:05.888	38.244	32.169	55.475	7	1:57.112	35.211	29.414	52.487
8	2:05.324	38.617	31.563	55.144	8	1:56.863	35.280	29.319	52.264
9	2:04.152	37.672	31.585	54.895	9	1:57.066	35.307	29.158	52.601
10	2:04.075	37.667	31.517	54.891	10	1:57.161	35.203	29.482	52.476
11	2:03.602	37.713	31.317	54.572	11	1:57.392	35.810	29.324	52.258
12	2:04.231	38.010	31.474	54.747	12	1:56.837	35.162	29.316	52.359
13	2:02.363	37.348	30.782	54.233	13	1:56.643	35.247	29.175	52.221
14	2:02.953	37.596	30.681	54.676	(444) FELIPE GAMA				
(47) WILLIAN CARVALHO					1	2:24.991	46.408	34.786	1:03.797
1	2:27.383	54.981	35.084	57.318	2	2:20.918	42.968	38.282	59.668
2	2:16.566	41.281	34.637	1:00.648	3	2:01.990	38.032	30.405	53.553
3	2:10.482	40.659	32.978	56.845	4	1:59.986	36.858	29.797	53.331
4	2:09.541	39.994	33.204	56.343	5	1:58.668	36.177	29.739	52.752
5	2:07.319	38.825	32.760	55.734	6	2:00.123	36.851	29.706	53.566
6	2:06.249	38.594	32.168	55.487	7	1:59.692	36.262	29.765	53.665
7	2:04.327	38.407	31.432	54.488	8	2:00.407	37.180	29.758	53.469
8	2:05.100	38.382	31.942	54.776	9	2:00.430	36.464	30.408	53.558
9	2:03.978	38.052	31.603	54.323	10	1:59.582	36.195	29.883	53.504
10	2:04.452	37.418	31.897	55.137	11	2:03.595	36.132	30.060	57.403
11	2:02.631	37.561	31.303	53.767	(26) SILVIO GATAO				
12	2:02.351	37.099	30.832	54.420	1	2:24.700	52.929	33.126	58.645
13	2:02.134	37.050	30.946	54.138	2	2:18.107	42.698	34.868	1:00.541
14	2:03.109	37.303	31.223	54.583	3	2:03.734	37.929	30.801	55.004
(97) ANDERSON BORGES					4	2:05.264	38.379	31.377	55.508
1	2:29.643	54.924	35.239	59.480	5	2:07.271	37.868	32.262	57.141
2	2:14.967	42.132	34.345	58.490	6	2:08.088	39.540	32.916	55.632
3	2:09.904	39.794	32.667	57.443	(888) ANTONIO JUNQUEIRA				
4	2:09.018	39.630	33.051	56.337	1	2:24.647	45.815	34.250	1:04.582
5	2:06.998	38.968	32.471	55.559	2	2:20.044	42.380	38.201	59.463
6	2:07.269	39.158	32.179	55.932	3	2:01.114	37.175	30.349	53.590
7	2:04.997	38.443	31.489	55.065	4	2:00.045	36.267	30.031	53.747
8	2:05.323	38.713	31.949	54.661	5	2:22.268	36.178	30.742	1:15.348
9	2:03.508	38.226	31.183	54.099	(33) EDUARDO BUENO /E DORIGUEL				
10	2:02.626	37.735	31.124	53.767	1	2:24.806	54.255	33.101	57.450
11	2:02.491	37.623	30.889	53.979	2	2:17.954	43.231	34.304	1:00.419
12	2:01.749	37.082	30.735	53.932	3	2:03.672	38.062	30.754	54.856
13	2:01.851	37.231	30.704	53.916	4	2:04.840	37.695	32.139	55.006
14	2:03.171	37.488	31.439	54.244	5	2:06.308	38.076	32.528	55.704
					6	2:00.495	36.693	30.559	53.243
					7	2:03.428	38.465	30.778	54.185
					8	2:00.432	36.730	30.274	53.428
					9	2:00.356	36.559	30.493	53.304
					10	2:43.845	37.531	1:10.816	55.498
					11	2:00.163	36.481	30.278	53.404
					12	1:59.460	36.052	30.380	53.028

OBS: Resultados sujeitos a vitorias técnicas e/ou desportivas

Orbits