

COPA TRUCK / NASCAR BRASIL / COPA HB20

COPA HB20

Autódromo Zilmar Beux-Cascavel 3,058 km

Treino Livre 1

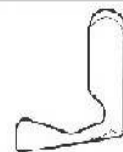
30/08/2024 10:50

Practice (25:00 Time) started at 10:50:05

Lap	Lap Tm	S1 Tm	S2 Tm	S3 Tm	Lap	Lap Tm	S1 Tm	S2 Tm	S3 Tm
(99) ENZO FALQUETE					8	1:33.386		32.526	17.486
1	1:42.351		38.285	17.930	9	1:22.030	34.277	30.391	17.362
2	1:23.003	34.113	31.477	17.413	10	1:21.777	34.172	30.330	17.275
3	1:21.959	34.152	30.363	17.444	p11	3:28.036	34.197	30.435	
4	1:36.727	38.103	37.931	20.693	12	1:38.931		33.206	17.712
5	1:34.512	41.553	35.762	17.197	13	1:21.678	34.018	30.311	17.349
6	1:21.552	33.910	30.445	17.197	(82) PEDRO GARCIA				
p7	4:58.093	35.188	33.394		1	1:36.350		31.625	18.628
8	1:33.179		32.971	17.400	2	1:23.641	35.124	30.609	17.908
9	1:21.415	34.006	30.217	17.192	3	1:22.643	34.846	30.361	17.436
10	1:29.692	35.145	35.857	18.690	4	1:23.812	35.453	30.644	17.715
11	1:26.299	36.389	32.252	17.658	5	1:22.348	34.608	30.249	17.491
12	1:21.691	33.931	30.276	17.484	6	1:23.270	34.366	30.680	18.224
(25) MURILO FIORE					7	1:22.076	34.316	30.363	17.397
1	1:44.501		31.445	17.674	p8	4:30.708	34.622	30.707	
2	1:22.869	34.457	30.511	17.901	9	1:31.890		30.664	17.472
3	1:29.616	37.552	34.153	17.911	10	1:22.036	34.330	30.309	17.397
4	1:22.034	34.298	30.381	17.355	11	1:21.693	34.187	30.229	17.277
5	1:22.839	34.406	30.633	17.800	12	1:28.211	36.449	34.385	17.377
6	1:31.238	38.600	34.373	18.265	(43) FELIPE MALINOWSKI				
7	1:22.380	34.311	30.702	17.367	1	1:38.725		33.003	17.730
p8	6:53.713	34.428	30.701		2	1:22.642	34.906	30.374	17.362
9	1:38.867		35.092	20.421	3	1:22.911	34.635	30.506	17.770
10	1:25.045	37.614	30.208	17.223	4	1:22.449	34.629	30.334	17.486
11	1:21.560	34.127	30.194	17.239	5	1:22.643	34.735	30.531	17.377
(5) ALE XAVIER					6	1:22.056	34.442	30.327	17.287
1	1:46.907		41.063	20.275	7	1:23.467	34.544	31.408	17.515
2	1:23.524	35.413	30.938	17.173	p8	3:38.610	34.514	32.757	
3	1:23.449	34.759	31.003	17.687	p9	4:09.197		38.136	
4	1:22.828	34.988	30.583	17.257	10	1:36.029		36.299	17.401
5	1:21.732	34.377	30.240	17.115	11	1:21.976	34.199	30.378	17.399
6	1:21.921	34.359	30.375	17.187	12	1:22.671	34.621	30.801	17.249
7	1:21.826	34.210	30.418	17.198	13	1:21.789	34.283	30.316	17.190
p8	4:52.254	34.275	31.016		(147) THIAGO LOPES				
p9	2:38.444		35.001		1	1:39.932		30.924	17.915
10	1:27.865		30.114	17.154	2	1:26.015	35.936	31.575	18.504
11	1:21.634	34.124	30.343	17.167	3	1:44.205	46.671	39.129	18.405
12	1:21.896	34.492	30.318	17.086	4	1:22.055	34.418	30.484	17.153
13	1:21.679	34.099	30.461	17.119	5	1:34.537	41.304	35.384	17.849
14	1:21.731	34.118	30.334	17.279	6	1:22.105	34.349	30.507	17.249
15	1:21.608	34.069	30.359	17.180	7	1:21.881	34.399	30.425	17.057
(808) ALBERTO CATTUCCI					p8	4:00.682	35.461	33.496	
1	1:36.287		30.877	18.550	9	2:01.400		41.293	19.407
2	1:24.524	35.085	32.137	17.302	10	1:22.975	34.558	30.470	17.947
3	1:22.537	34.249	30.664	17.624	11	1:31.679	41.512	32.878	17.289
4	1:21.631	33.900	30.476	17.255	12	1:22.403	34.320	30.618	17.465
5	1:21.664	34.169	30.248	17.247	13	1:24.736	34.820	32.355	17.561
6	1:21.759	33.949	30.324	17.486	(444) FELIPE GAMA				
p7	4:15.636	37.014	32.211		1	1:43.036		32.692	18.335
8	1:32.860		30.344	17.233	2	1:26.759	35.956	32.876	17.927
9	1:21.623	33.863	30.488	17.272	3	1:22.065	34.197	30.571	17.297
10	1:27.253	34.188	34.307	18.758	4	1:22.230	34.365	30.519	17.346
11	1:21.622	34.150	30.267	17.205	p5	3:30.024	34.816	32.695	
(19) ENZO GIANFRATTI					6	1:31.532		30.281	17.291
1	1:33.189		31.463	17.677	7	1:21.940	34.212	30.340	17.388
2	1:22.075	34.475	30.343	17.257	p8	3:03.953	34.399	32.280	
3	1:21.694	34.157	30.281	17.256	9	1:36.354		33.921	18.248
4	1:31.177	36.315	32.328	22.534	10	1:22.015	34.165	30.426	17.424
5	1:23.212	34.585	31.320	17.307	(15) BRUNO TESTA				
6	1:21.764	34.031	30.451	17.282	1	1:37.962		31.242	18.256
p7	3:57.748	39.065	38.321		2	1:22.433	34.512	30.448	17.473

OBS: Resultados sujeitos a vitorias técnicas e/ou desportivas

Orbits



COPA TRUCK / NASCAR BRASIL / COPA HB20

COPA HB20

Autódromo Zilmar Beux-Cascavel 3,058 km

Treino Livre 1

30/08/2024 10:50

Practice (25:00 Time) started at 10:50:05

Lap	Lap Tm	S1 Tm	S2 Tm	S3 Tm
3	1:25.941	35.740	32.848	17.353
4	1:22.466	34.564	30.580	17.322
5	1:24.855	34.450	32.397	18.008
6	1:22.492	34.487	30.606	17.399
p7	4:22.696	34.343	30.715	17.399
8	1:34.810		31.280	17.509
9	1:22.091	34.312	30.445	17.334
10	1:22.358	34.264	30.672	17.422
11	1:23.908	34.409	30.722	18.777
12	1:33.586	43.074	32.993	17.519
13	1:22.459	34.267	30.654	17.538
14	1:21.952	34.174	30.474	17.304
15	1:26.266	37.988	30.843	17.435
16	1:25.437	34.457	33.464	17.516

(86) GABRIEL MOURA / ADILSON JR

1	1:33.172		30.986	17.955
2	1:23.760	35.111	31.056	17.593
3	1:22.835	34.814	30.468	17.553
4	1:26.040	35.639	31.143	19.258
5	1:25.390	36.801	31.203	17.386
6	1:22.212	34.335	30.359	17.518
p7	4:56.619	34.997	32.132	17.518
8	1:39.857		31.640	18.442
9	1:24.489	35.884	31.024	17.581
10	1:23.674	35.224	30.936	17.514
11	1:22.611	34.636	30.561	17.414
12	1:22.502	34.465	30.666	17.371
13	1:25.629	34.391	33.566	17.672
14	1:22.017	34.193	30.521	17.303
15	1:22.153	34.383	30.483	17.287

(21) MARCUS INDIO

1	1:30.137		30.432	17.274
2	1:22.816	34.715	30.500	17.601
3	1:22.262	34.532	30.343	17.387
4	1:22.518	34.452	30.705	17.361
5	1:43.304	45.168	40.201	17.935
p6	4:11.433	34.761	30.563	17.935
7	1:46.302		37.595	17.761
8	1:22.553	34.720	30.455	17.378
9	1:22.499	34.619	30.555	17.325
10	1:33.140	45.168	30.652	17.320
11	1:22.115	34.425	30.353	17.337
12	1:56.445	34.594	56.391	25.460
13	1:22.147	34.256	30.545	17.346
14	1:25.443	34.749	33.229	17.465
15	1:23.781	34.375	31.413	17.993

(77) BETO CAVALEIRO

1	1:50.841		42.125	20.218
2	1:28.390	37.656	31.802	18.932
3	1:23.673	35.351	30.454	17.868
4	1:24.762	36.351	30.623	17.788
5	1:27.214	36.359	32.762	18.093
6	1:23.334	35.129	30.520	17.685
7	1:23.403	35.125	30.500	17.778
8	1:23.441	35.052	30.683	17.706
9	1:23.205	34.836	30.599	17.770
10	1:26.834	38.398	30.639	17.797
p11	3:50.369	34.937	30.863	17.797
12	1:36.652		30.508	17.601
13	1:22.884	34.740	30.579	17.565
14	1:22.436	34.526	30.399	17.511
15	1:22.606	34.583	30.479	17.544
16	1:22.318	34.516	30.315	17.487

(23) THALINE CHICOSKI

1	1:52.173		41.670	22.611
2	1:25.961	37.464	30.890	17.607
3	1:25.337	36.104	31.781	17.452
4	1:22.801	34.839	30.608	17.354
5	1:27.512	35.676	33.777	18.059
6	1:26.280	35.643	32.585	18.052
7	1:22.453	34.637	30.538	17.278
p8	5:03.298	34.553	30.905	17.278
9	1:45.749		31.796	17.472
10	1:22.367	34.683	30.347	17.337
11	1:24.788	36.358	31.038	17.392
12	1:22.534	34.427	30.805	17.302
13	1:23.080	35.047	30.647	17.386
14	1:22.613	34.708	30.539	17.366
15	1:22.503	34.669	30.461	17.373

(777) VALDENIO BRITO

1	1:41.530		31.435	17.448
2	1:28.812	34.609	36.287	17.916
3	1:22.725	34.423	30.886	17.416
4	1:22.440	34.258	30.669	17.513
p5	4:12.798	35.284	33.045	17.513
6	1:35.987		33.479	18.063
7	1:31.600	39.135	34.650	17.815
8	1:22.704	34.464	30.757	17.483

(7) VALMIR JR / R VIEIRA

1	1:35.661		31.860	18.508
2	1:24.836	36.151	30.903	17.782
3	1:36.361	35.387	39.987	20.987
4	1:23.440	34.750	31.032	17.658
5	1:25.033	36.232	31.257	17.544
p6	3:03.372	37.141	38.526	17.544
7	1:28.743		30.827	17.682
8	1:23.158	34.713	30.781	17.664
9	1:23.339	34.650	30.569	18.120
10	1:37.844	36.042	42.585	19.217
11	1:22.927	34.676	30.760	17.491
12	1:28.079	34.613	34.745	18.721
13	1:22.458	34.269	30.582	17.607
14	1:31.438	36.767	34.858	19.813
15	1:22.594	34.537	30.573	17.484
16	1:22.716	34.495	30.761	17.460

(16) LEO MARTINS

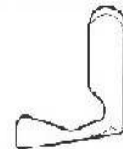
1	1:44.664		39.296	18.797
2	1:26.580	35.557	32.462	18.561
3	1:29.397	38.455	31.976	18.966
4	1:26.205	37.105	31.198	17.902
5	1:27.693	35.966	33.524	18.203
6	1:24.117	35.227	31.078	17.812
7	1:25.392	35.433	32.049	17.910
8	1:23.465	34.888	30.937	17.640
9	1:23.059	34.751	30.819	17.489
p10	3:27.069	39.321	32.792	17.489
11	1:35.555		30.840	17.556
12	1:23.777	35.386	30.770	17.621
13	1:23.321	34.689	30.971	17.661
14	1:22.602	34.634	30.582	17.386
15	1:22.803	34.588	30.788	17.427
16	1:22.954	34.504	30.733	17.717

(93) VASCO PEDRO

1	1:35.379		31.065	18.675
---	----------	--	--------	--------

OBS: Resultados sujeitos a vitorias técnicas e/ou desportivas

Orbits



COPA TRUCK / NASCAR BRASIL / COPA HB20

COPA HB20

Autódromo Zilmar Beux-Cascavel 3,058 km

Treino Livre 1

30/08/2024 10:50

Practice (25:00 Time) started at 10:50:05

Lap	Lap Tm	S1 Tm	S2 Tm	S3 Tm
2	1:23.738	35.419	30.717	17.602
3	1:23.969	35.481	31.016	17.472
4	1:22.907	34.999	30.455	17.453
5	1:22.811	34.605	30.704	17.502
6	1:22.615	34.565	30.560	17.490
p7	4:11.362	34.488	34.495	
8	1:32.701		30.592	17.444
9	1:22.616	34.470	30.608	17.538
10	1:22.766	34.408	30.547	17.811
11	1:24.949	35.856	31.616	17.477

(100) ULI DIAS

1	1:45.696		31.592	18.006
2	1:24.523	35.831	30.855	17.837
3	1:23.636	35.044	30.785	17.807
4	1:23.778	35.118	30.805	17.855
5	1:30.867	42.036	31.325	17.506
6	1:23.389	34.827	30.807	17.755
7	1:47.895	40.230	47.581	20.084
8	1:40.042	44.127	38.234	17.681
p9	3:43.268	35.116	32.676	
10	1:31.869		32.384	17.633
11	1:22.721	34.710	30.501	17.510
12	1:22.845	34.639	30.701	17.505
13	1:38.972	37.605	43.448	17.919
14	1:23.809	34.570	31.588	17.651
15	1:22.936	34.331	30.980	17.625

(11) ROGERIO MOTTA

1	1:39.857		34.038	18.015
2	1:24.693	36.036	30.833	17.824
3	1:24.493	35.358	30.739	18.396
4	1:23.806	35.281	30.802	17.723
5	1:23.395	35.134	30.728	17.533
6	1:23.268	34.961	30.639	17.668
7	1:23.242	34.893	30.716	17.633
8	1:22.839	34.887	30.485	17.467
9	1:23.419	34.933	30.935	17.551
10	1:23.049	34.838	30.747	17.464
p11	3:30.945	36.393	35.232	
12	1:28.624		30.453	17.405
13	1:23.239	35.259	30.533	17.447
14	1:23.242	35.072	30.673	17.497
15	1:23.128	35.021	30.800	17.307
16	1:22.723	34.711	30.654	17.358
17	1:24.007	35.454	31.045	17.508

(8) LEANDRO PARIZOTTO

1	1:44.524		33.576	20.761
2	1:37.883	38.095	40.056	19.732
3	1:25.387	36.199	31.056	18.132
4	1:35.764	40.840	32.264	22.660
5	1:24.725	36.045	30.829	17.851
6	1:24.183	35.661	30.787	17.735
7	1:24.198	35.657	30.825	17.716
8	1:29.132	39.386	32.160	17.586
9	1:23.871	35.378	30.774	17.719
10	1:23.566	35.247	30.549	17.770
11	1:24.659	35.633	31.343	17.683
12	1:23.749	35.207	30.754	17.788
13	1:23.293	35.166	30.616	17.511
14	1:23.772	35.089	31.016	17.667
15	1:23.298	35.084	30.761	17.453
16	1:23.036	34.745	30.668	17.623
17	1:22.931	34.855	30.604	17.472

(10) WAGNER PONTES

1	1:47.446		31.053	17.927
2	1:24.637	36.057	30.950	17.630
3	1:24.135	35.728	30.767	17.640
4	1:24.105	35.548	30.651	17.906
5	1:24.383	35.927	30.697	17.759
6	1:24.250	35.942	30.744	17.564
7	1:23.798	35.184	30.876	17.738
8	1:38.454	35.524	37.568	25.362
9	1:35.007	43.143	33.487	18.377
10	1:23.061	34.800	30.781	17.480
p11	5:21.557	35.948	31.668	
12	1:51.799		42.791	17.886
13	1:23.737	35.451	30.644	17.642
14	1:22.950	34.770	30.853	17.327

(11) ERYK MAYRINK

1	1:41.037		33.577	19.010
2	1:28.743	38.282	31.943	18.518
3	1:25.799	36.568	31.261	17.970
4	1:35.596	46.182	31.295	18.119
5	1:25.221	35.903	31.168	18.150
6	1:24.510	35.793	30.873	17.844
7	1:23.864	35.344	30.848	17.672
8	1:24.445	35.681	30.989	17.775
9	1:23.600	35.011	30.765	17.824
10	1:23.206	34.942	30.756	17.508
11	1:23.217	34.814	30.861	17.542
12	1:23.146	34.910	30.641	17.595
13	1:23.212	34.896	30.654	17.662
14	1:23.759	35.189	30.877	17.693
15	1:24.337	35.318	31.410	17.609
16	1:23.066	34.879	30.709	17.478
17	1:23.965	35.361	30.752	17.852
18	1:23.743	34.982	30.851	17.910

(37) RENATA CAMARGO

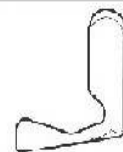
1	1:36.131		31.337	18.660
2	1:25.564	35.767	31.316	18.481
3	1:30.774	39.540	32.025	19.209
4	1:26.723	36.608	31.494	18.621
5	1:26.039	36.118	31.850	18.071
6	1:24.055	35.060	31.268	17.727
7	1:23.555	34.885	31.007	17.663
8	1:23.432	34.736	30.819	17.877
9	1:43.217	43.174	37.960	22.083
p10	3:32.515	43.237	37.057	
11	1:35.325		31.003	17.695
12	1:24.409	35.559	31.316	17.534
13	1:24.668	35.029	31.976	17.663
14	1:23.257	34.905	30.903	17.449
15	1:23.148	34.563	31.124	17.461

(20) BRUNO MASSA

1	1:36.759		31.002	18.413
2	1:25.333	36.125	31.080	18.128
3	1:25.101	36.258	31.116	17.727
4	1:24.225	35.484	30.884	17.857
5	1:23.915	35.282	30.921	17.712
6	1:24.032	35.360	31.056	17.616
7	1:23.944	35.295	30.876	17.773
8	1:23.883	35.313	31.068	17.502
9	1:23.799	35.388	30.746	17.665
10	1:23.505	35.223	30.722	17.560
11	1:23.325	34.921	30.844	17.560
12	1:29.978	35.799	36.017	18.162

OBS: Resultados sujeitos a vitorias técnicas e/ou desportivas

Orbits



COPA TRUCK / NASCAR BRASIL / COPA HB20

COPA HB20

Autódromo Zilmar Beux-Cascavel 3,058 km

Treino Livre 1

30/08/2024 10:50

Practice (25:00 Time) started at 10:50:05

Lap	Lap Tm	S1 Tm	S2 Tm	S3 Tm	Lap	Lap Tm	S1 Tm	S2 Tm	S3 Tm
p13	3:04.653	35.412	34.524		3	1:27.071	36.744	31.601	18.726
14	1:29.626		30.828	17.510	4	1:25.890	36.298	31.339	18.253
(13) MARCELO ZEBRA					5	1:25.924	36.070	31.482	18.372
1	1:41.668		31.618	18.583	6	1:25.818	35.820	31.753	18.245
2	1:24.313	35.431	30.840	18.042	p7	3:51.876	35.881	32.464	
3	1:24.660	35.359	31.019	18.282	8	1:29.452		31.145	17.992
4	1:24.524	35.816	30.821	17.887	9	1:25.096	35.733	31.345	18.018
5	1:23.842	34.957	31.072	17.813	10	1:25.042	35.525	31.527	17.990
(69) ANDRE PEDROTTI					11	1:24.846	35.601	31.363	17.882
1	1:43.071		40.048	19.133	12	1:24.958	35.434	31.526	17.998
2	1:26.004	36.192	31.983	17.829	(33) EDUARDO DORIGUEL / E BUENO				
3	1:37.892	45.646	34.602	17.644	1	1:38.352		32.324	19.200
4	1:24.127	34.902	31.205	18.020	2	1:29.052	38.653	31.983	18.416
5	1:38.279	40.781	39.228	18.270	3	1:26.234	36.693	31.403	18.138
p6	3:53.598	36.327	31.649		4	1:26.624	37.498	31.393	17.733
7	1:45.979		37.857	17.870	5	1:26.345	36.683	31.468	18.194
8	1:23.979	35.056	31.310	17.613	p6	2:44.085	39.716	32.728	
9	1:32.633	42.511	32.385	17.737	7	1:37.171		31.337	18.074
10	1:24.568	35.356	31.430	17.782	8	1:25.956	36.449	31.367	18.140
11	1:27.407	36.751	32.894	17.762	9	1:26.252	36.722	31.499	18.031
12	1:24.022	35.450	31.061	17.511	10	1:26.377	36.517	31.630	18.230
13	1:25.017	35.834	31.709	17.474	11	1:26.290	36.782	31.344	18.164
14	1:26.711	35.448	33.366	17.897	12	1:26.323	37.002	31.364	17.957
15	1:24.143	35.526	30.924	17.693	13	1:33.383	37.075	37.248	19.060
(26) SILVIO GATAO					14	1:26.493	36.658	31.712	18.123
1	1:39.575		31.546	18.054	15	1:24.913	35.748	31.307	17.858
2	1:26.449	36.813	31.696	17.940	16	1:25.977	36.289	31.474	18.214
3	1:28.310	36.968	32.905	18.437	(97) ANDERSON BORGES				
4	1:28.991	38.500	32.144	18.347	1	1:42.339		33.041	19.777
5	1:32.398	37.235	37.172	17.991	2	1:31.413	38.586	34.095	18.732
6	1:24.426	35.645	31.024	17.757	3	1:29.843	38.060	32.760	19.023
7	1:24.610	35.679	31.058	17.873	4	1:33.404	43.047	31.776	18.581
8	1:25.517	36.473	31.303	17.741	5	1:25.958	36.564	31.078	18.316
9	1:26.079	36.744	31.448	17.887	6	1:25.739	36.176	31.167	18.396
10	1:26.431	35.889	31.582	18.960	7	1:25.898	36.170	31.225	18.503
p11	2:58.640	35.888	31.251		p8	3:43.617	36.043	31.184	
12	1:32.619		32.626	17.855	9	1:37.496		31.570	18.179
13	1:25.224	36.230	31.162	17.832	10	1:25.277	35.922	31.080	18.275
14	1:24.451	35.584	31.200	17.667	11	1:26.042	35.735	30.903	19.404
15	1:24.279	35.465	30.971	17.843	12	1:25.515	36.220	31.058	18.237
16	1:23.982	35.448	30.844	17.690	13	1:25.629	36.067	31.264	18.298
(45) EDGAR BUENO NETO					14	1:25.172	35.748	31.297	18.127
1	1:44.721		34.284	19.454	15	1:25.450	35.795	31.246	18.409
2	1:32.397	39.443	34.222	18.732	(393) CLAUDIO HARMUCH				
3	1:31.176	38.037	34.593	18.546	1	1:34.350		31.845	18.712
4	1:29.121	38.706	32.051	18.364	2	1:27.623	37.405	31.431	18.787
5	1:27.946	37.075	32.674	18.197					
6	1:26.307	36.254	31.874	18.179					
7	1:25.677	36.175	31.479	18.023					
8	1:24.902	35.789	31.387	17.726					
9	1:25.323	35.948	31.487	17.888					
10	1:24.544	35.554	31.111	17.879					
p11	3:07.675	35.196	33.771						
12	1:31.929		31.123	17.781					
13	1:25.025	35.789	31.567	17.669					
14	1:24.165	35.220	31.224	17.721					
15	1:24.170	35.305	31.052	17.813					
16	1:24.023	35.208	31.093	17.722					

OBS: Resultados sujeitos a vitorias técnicas e/ou desportivas

Orbits